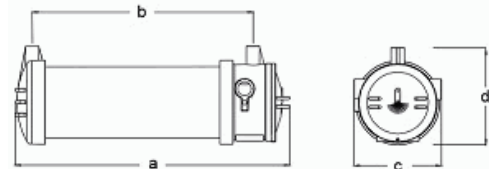


Graphic reference



Dimensions

General Dimensions (mm)				
Atex enclosure	a	b	c	d
E1	485	375	157	173
E2	750	640	157	173
E3	1360	1250	157	173



Control System: DALI

Luminaire: Self-Contained

Standards:

EN-60598-1, EN-60598-2-22, EN-62034, EN60079-0, EN60079-1, EN60079-31, EN

Certification: CE, IECEx INE

21.0022X,

INERIS21ATEX0012X



61347-2-7, EN61347-2-13, EN62

386

Electrical characteristics

Supply: 220-240V 50-60Hz < 38.5W

Maintained mode consumption: 45.0 W

Non-maintained mode consumption: - W

Working temperature: 0°C ≤ Ta ≤ +50°C

Emergency lamp: LEDS

Emergency lumen output: 800 lm

Maintained lumen output: 5000 lm

Battery: 3.2 V 9.0Ah LFP

Class: I

Mode: M/NM

Power factor: 1 %

Signaling Luminaire: 220-240Vac < 38.5W

LED temperature: 4000°K

Duration: 3 h

Remote control: Yes

Charging time: 12 h

Mechanical characteristics

Envelope: Aluminum

Diffuser: Glass

Suitable for flammable surfaces: Yes

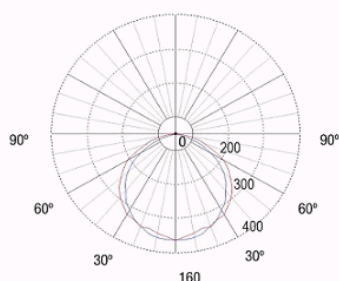
ATEX Protection:

IP/IK: IP66/IK09

Finish: Transparent

ATEX: Yes

Photometric curve



Interdistance

Installation height



2,0 m 11,85 m 9,65 m

2,5 m 14,78 m 12,01 m

3,0 m 15,76 m 13,18 m

3,5 m 16,59 m 14,23 m

Installation characteristics

Electrical connection by 5-pole + T connector for cable up to 2.5 mm².

The maintained luminaires have the possibility of connection to enable / disable the maintained mode.

Possibility of installation in:

- Ceiling/Wall surface with clamping flanges.

- Suspended roof, with eyebolt.

Possibility of connection with:

- Surface tube wiring.

Two 3/4" NPT entries for cable glands (not included), one of which is provided with a plug.

Operating characteristics

The luminaire has status LEDs, which indicates:

- Status of the battery charging circuit.

- Battery status (duration)

- Emergency status function.

- Test status.

Microprocessor controlled luminaire that performs periodic and automatic tests.

- Functional test every 7 days.

- Duration test every 365 days.

The test result is shown in the status indicator LEDs.

Remote control input that allows:

- Put on Standby without power supply.

- Restart in emergency status without power supply.

- Switch on in emergency status (more than 24 h of charge)

- Manual and remote duration test. (more than 24 hours of charge).

- Date and time programming of the tests.

- Reset of the luminaire status.

Accessories

BRD001



ACC. FLANGE FOR SURF. SATURNO
CEILING MOUNTING

CAM-001



RING BOLT FOR PENDANT MOUNTING

PSA001




ACC. CABLE GLANDS SATURNO
METALLIC

APS016



ACC. PICTO. SATURNO LEFT ARROW

APS017



ACC. PICTO. SATURNO RIGHT
ARROW

APS019



ACC. PICTO. SATURNO DOWN
ARROW